

Unit One: All About God: Being Holy Sunday: The Holy Day

Lesson

4



We Speak to God


Thank you, God, for your gift of Sunday! Help us use this day to pray with our church family, to enjoy the warmth of our families and homes, and to rest in you. +Hanoon Hor, yev Vortvo, yev Hokvooy'n Srpo. Amen.

Կիրակի Sunday



Let's Talk

Since the early days of Christianity, Sunday has been the first day of the week. Sunday is known as God's Day or the Lord's Day.



Listen to This

Sunday is very special because... God rested after he finished the Creation.


Jesus rose from the dead on Sunday.

God Speaks to Us

God worked six days, creating the heavens and the earth.


At the end of the sixth day, he looked at what he had done and he was pleased. God had finished his work. So he made the seventh day special, and he rested.

Genesis 2:1-3



We Learn About God

Creation is God's gift to us. Close your eyes and think about the Creation story. How can we take care of all that God has given us? How can we say thank you to God?



1. We can care for our environment:

Pick up litter.

Recycle.

Plant gardens to make the world a more beautiful place.



2. We can care for the animals:

Respect all living things.

Take care of our pets.

Hang a birdfeeder near our home.

3. We can care for others:

Respect all people.

Share God's love.

Be forgiving.

4. We can show God that we care:

Attend church services with our families to say thank you for the gifts he has given to us.

God said, "There are six days when you may work, but the seventh day is a Sabbath of rest, a day of sacred assembly." Exodus 34:21

Hearts and Hands

We thank you, God!


Thank you God for

Our Armenian Way

Giragi is the Armenian word for Sunday. It means the Lord's Day.

St. Gregory, the Enlightener, wrote about the Lord's Day. He said, "On Sundays, after attending church services, we should spend the day honoring the Lord.

What do you think that means?



For My Family



Sharing Our Faith

Our lesson today was about Sunday – Giragi. In a fourth century text, St. Gregory the Enlightener states that after attending church on Sunday, we should spend the day honoring the Lord. We discussed ways in which we can give thanks to God the Father for his gift of Creation.


Living Our Faith

1. Set up a bird feeder near a window. Go to the library. Get books to help you identify your feathered visitors.
2. Plan and plant a small indoor herb garden (parsley, basil, sage, dill) in a few pots.
3. As a family, plan ways to "keep the Sabbath holy."




Fold on this line

My Badarak Book



Պատարագի Գիրքս

_____ Name



14 The priest and deacons come down from the altar for our final prayers together. We sing "I will bless the Lord at all times."

Fold on this line



3 The priest prepares himself to go up to the Holy Altar. We pray for him. He washes his hands and says:
"I will wash my hands in innocence and will go around your altar, O Lord."



2 Sunday is the Lord's Day. We come to church with our family and friends to celebrate what Jesus said and did at the Last Supper. Jesus promised: *"Where two or three meet in my name, I shall be there with them."*



15 The priest gives us a blessing before we go. Then we kiss the gospel. This helps us remember to be like Jesus the rest of the week.



4 The priest goes among the people to venerate the altars, the icons and the people. We kiss the hand cross. We say: *"Remember me before the immortal lamb of God. Heesheh zeas Asdoodzoh anmah Karin archev...."*



13 We receive Holy Communion. This brings us close to Jesus and makes us strong in spirit!

Fold on this line

Fold on this line



12 We ask God to forgive us.
I have sinned before God.
Megha Asdoodzo.


Մէղալ Աստուծոյ




5 We listen to readings from
the Bible. Before the Gospel is read,
we all sing:

Aseh Asdvadz!
God is speaking!

Fold on this line



10 The priest takes the cup and says:
Arpek ee sumaneh
Արբէք ի սմանէ
Drink this all of you.
This is my blood.
Do this and remember me.



7 The deacon carries the veiled
chalice containing the bread and wine
to the priest. This is the Great Entrance.
This is the King of Glory!
Sa inkn eh takavor paratz!
Սա ինքն է թագաւոր փառաց:

Fold on this line



6 Together we recite what we believe.
We hold our hands together with
thumbs crossed.

Havadamk

*We believe in one God, the Father almighty,
maker of heaven and earth...*



11 We get ready to receive Holy
Communion. Together
we sing Hayr Mer.

Հայր Մեր

*Our Father
Who art in heaven...*

Fold on this line



8 Jesus wants us to live in peace with
one another. We pass the Kiss of Peace.

Krisdos ee mech mer haydnetzav.

Christ is revealed among us.

Orhnyal eh haydnootyoonun Krisdosi.

Blessed is the revelation of Christ.



9 We remember what Jesus
said and did at the Last Supper.
The priest takes the bread. He says:

Arek Gerek

Առեք Կերեք

Take. Eat. This is my body.

Fold on this line

Unit One* All About God* Being Holy

Sunday* The Holy Day

Lesson

4

Key Concepts

1. Sunday is a special day.
2. Sunday is known as the Lord's Day or Giragi.
3. God rested on the Sabbath and made it a holy day.
4. Jesus rose to heaven on a Sunday.

Objectives

During this session students will

1. Post their "acts of kindness" flames on a display.
2. Talk about how they spend their Sundays.
3. Learn that Sunday is known as the Lord's Day or Giragi in Armenian.
4. Examine the reasons Sunday is a special day.
5. Review the Bible passage, Genesis 2:1-3.
6. Discuss ways we can take care of what God has created for us.
7. Read "Winds and Waves Listen" from *Jesus: Bible Stories for Children*.
8. Name the Armenian word for Sunday.
9. Identify what St. Gregory said about the Lord's Day.
10. Create a prayer with pictures thanking God for his creation.
11. Plant a bulb (optional but recommended).

Materials Needed

1. Pencils, colored pencils, crayons
2. Copies of prayer template
3. *How Armenia Became the First Christian Nation* (optional)
4. Optional: Bulbs, large plastic cups, bag of potting soil (sufficient to fill each cup $\frac{3}{4}$ of the way); you should have an assistant for this activity; alternative: bring in a Christmas cactus for observation and care each week.

Procedure

1. Greet children warmly as they arrive and then have them stand in place or in a circle for the opening prayer. Collect last week's "acts of kindness" flames to post on the Bulletin Board under the title "Our Class Is Filled With the Holy Spirit!" Discuss their acts of kindness. If all are not in, collect the rest next week.
2. Have children remain standing and ask: "What are some things we do on Sunday? Please think of something you do and share it with us. As each of you answers, you may sit down." Write the word 'Sunday' on the board and as children answer make sure you record their answer on the board under 'Sunday.' Accept all answers and discuss, but make sure coming to church and Sunday School are included. On the board, write Monday-Friday and Saturday. Discuss with children what they do (school, homework,

play, and special lessons) Monday-Friday and then Saturday. Have them note the difference in their activities and how Sunday stands out for church attendance and Sunday School and perhaps a good family day together. "Today, we will be learning about why Sunday is such a special day." Read **Let's Talk**. 15 min.

3. Direct children's attention to **Listen to This** and have them repeat the two important reasons Sunday is a special day for us. Read the verses from Genesis and Exodus in **God Speaks to Us** and review with children by asking: "What did God create? (heavens and the earth) Can you name some things in the heavens and on earth that God created? (keep going until children are exhausted by the abundance of what God created!) Was he happy with what he had created? Was it good? And when he finished his work, what did he do? And so, he asks us to rest, also, to rest in *him* on Sunday together. Close your eyes and think about God's creation. How can we thank God for all his gifts?" 5 min.
4. Direct children's attention to **We Learn About God** and discuss text and their own suggestions. 10 min.
5. Read "Winds and Waves Listen" from *Jesus: Bible Stories for Children* and discuss questions. Distribute snacks. 10 min.
6. Read **Our Armenian Way**. Remind the children that St. Gregory the Enlightener was the man who brought the Christian faith to Armenia a long time ago. Also, in a dream, God told St. Gregory to build Holy Etchmiadzin (if you have time, show some of the pictures in the coloring book *How Armenia Became the First Christian Nation*). The answer to the question might include: going to church and Sunday School, being at home with family, inviting friends and family to be with you, *not* watching TV too much but spending time with loved ones, helping others in quiet ways, reading God's Word – the Bible, praying.
7. Distribute "Thank You God" template and tell children: "Today you are going to write a prayer to thank God for his beautiful gift of the world. Write down the names of the gifts you are thankful for. And if you need help, tell me and I will write the word on the board for you to copy. When you are finished, draw a picture, with detail, of one of the things you thanked God for." When the prayers and drawings are complete, display them in the classroom or a bulletin board. They can be sent home after a few weeks. 10 min.
8. Optional: Plant a bulb to honor God's creation. Or present a Christmas cactus to the class, explaining that it blooms (hopefully) around Christmas time. Conclude with a prayer and dismiss the class. 10 min.